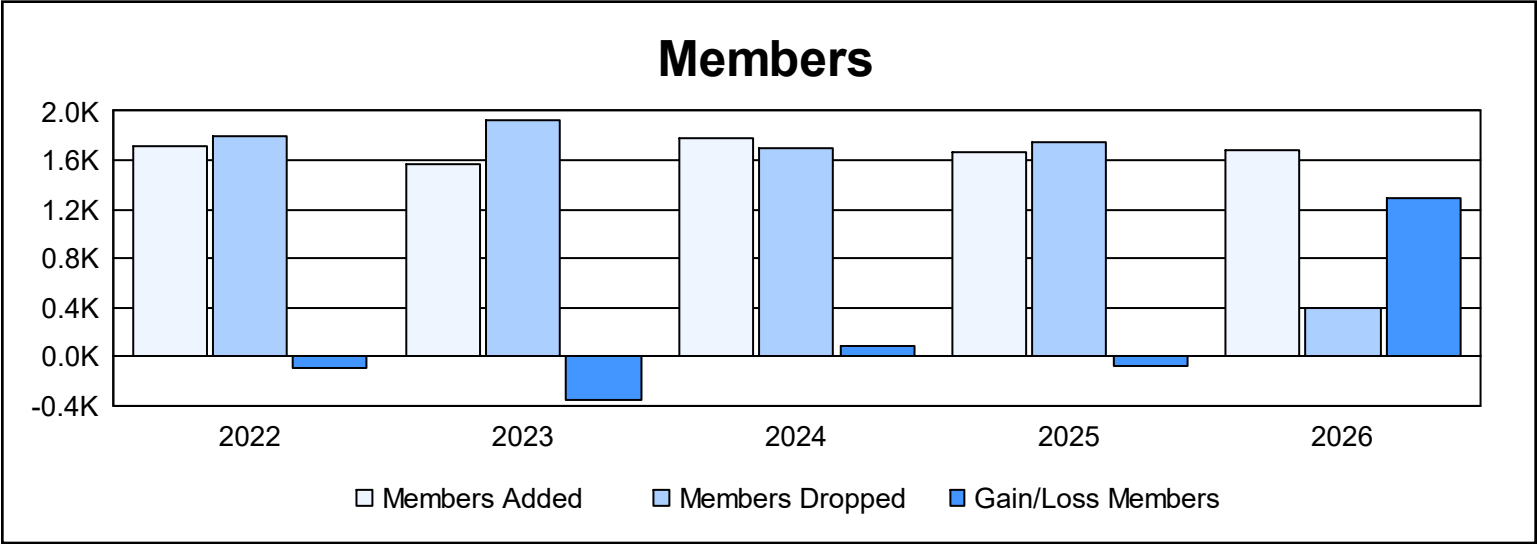
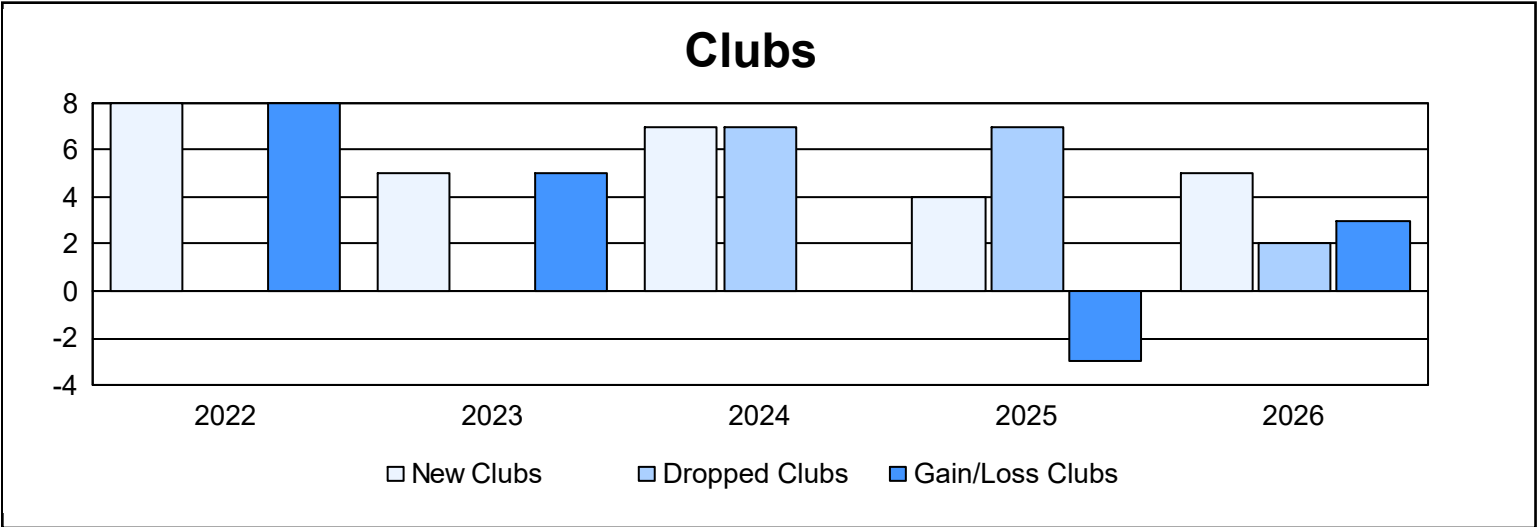
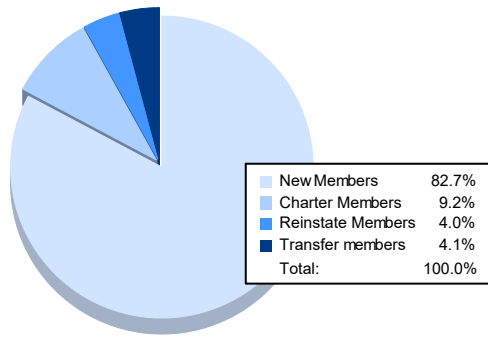


Year	New Clubs	Dropped Clubs	Gain/ Loss Clubs	New Members	Charter Members	Reinstate Members	Transfer Members	Total Member Added	Total Members Dropped	Gain/ Loss Members
2021-2022	8	0	8	1,221	313	105	68	1,707	1,797	-90
2022-2023	5	0	5	1,238	185	82	61	1,566	1,924	-358
2023-2024	7	7	0	1,427	187	105	68	1,787	1,706	81
2024-2025	4	7	-3	1,364	124	61	112	1,661	1,744	-83
2025-2026	5	2	3	1,396	156	67	69	1,688	395	1,293
Average	6	3	3	1,329	193	84	76	1,682	1,513	169



Membership Composition

December 2025 Cumulative



Gender Composition

December 2025 Cumulative

